



SIGNSMART

SIGNS AND LABELS FOR YOUR WORKPLACE

**120 WHITEHALL ST
FOOTSCRAY VIC 3011**

 **(03) 9687 3050**

 **info@signsmart.com.au**

 **signsmart.com.au**

PRODUCT GUIDE

WHO IS SIGNSMART?

Signsmart have been supplying signage and labels since the early 90's. Whilst most people will identify with the 'standard' signage and labels, such as stop signs and hazardous labels that we do, the thing that surprises most people is that 90% of what we do is custom made for our valued customers.

So, we here at Signsmart look forward to hearing from you and assisting you with all your requirements.

When our customers ask CAN YOU DO? In almost every case we answer YES WE CAN!

Why choose Signsmart?

Friendly personalised service

- No matter what your signage or label requirements are, we're here to help
- Call us and we'll provide the right solution for your requirements

Fast turnaround

- Our manufacturing lead times are amongst the best in the industry

National coverage

- We can ship to anywhere in Australia

Flexible

- Urgent requirement?
 - Call us, we pride ourselves on our ability to meet our customers requirements



Remember, whatever your signage and labels needs are, call us on

 **(03) 9687 3050**



or visit our website

 **signsmart.com.au**



TABLE OF CONTENTS

1	Introduction
2	Table of Contents
3	Custom Signs
5	Hazchem - Transport & Storage
6	Hazchem - Class Diamonds
7	Other Labels
8	Caution & Mandatory Signs
9	Prohibition & Emergency Signs
10	Danger and Notice Signs
11	Fire Services
12	Security Signs
13	Traffic Signs
14	Factory Signs
15	Transport Signs
16	Container Decals
17	Pipeline Markers
18	Other Services



Proudly Australian

CUSTOM SIGNS

In addition to our wide range of "off the shelf" signage, Signsmart can produce your signage requirements based on your specific needs.

With in house design we can turn a simple sketch into your custom sign.

GENERAL SIGNAGE



Standard sizes - 600x450 / 450x300 / 300x225

or specific size to your requirements

Backings - Metal / Self Adhesive Vinyl / Polypropylene / Aluminium Composite


SITE ENTRY SIGNS

Let visitors and staff know exactly what your site safety expectations are upon entry. These can be fully customised for your site specific requirements



CUSTOM WHITEBOARDS

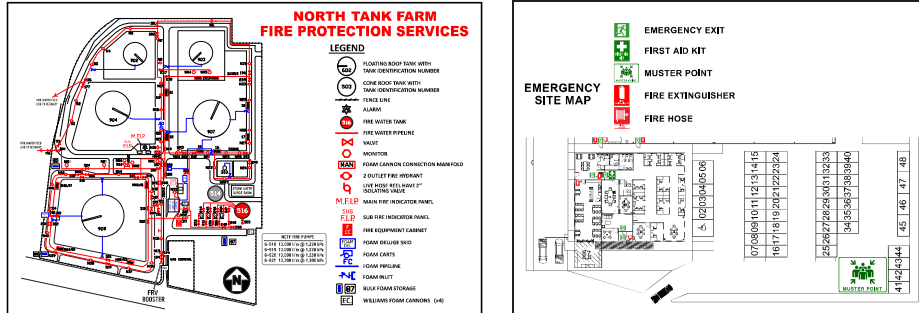
Manufactured to the highest standard, our custom whiteboards are the perfect tool for brainstorming, collaborating, and planning. Our designers work closely with you to ensure you receive a whiteboard that's both visually-appealing and practical for your business' unique tracking needs.



CUSTOM SIGNAGE

SITE MAPS

Display fire services, evacuation plans, traffic flow or any other site specific information on a fully custom site map. This lets your staff and visitors, as well as Emergency Services, understand the layout of your site.




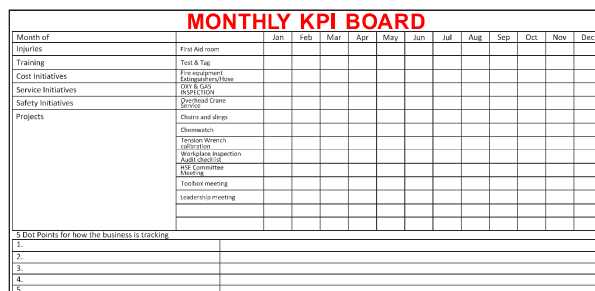
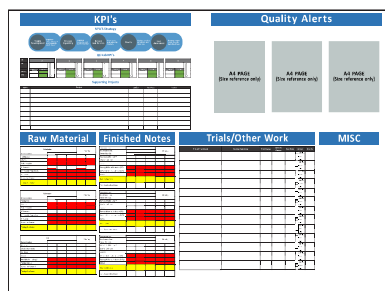
COMPANY ADDRESS SIGNS

Exterior signs draw attention to your place of business and help differentiate it from others on the street. Signs can take on a variety of shapes and sizes, and are typically mounted near a road to attract the attention of passing motorists. A sign that contains a business's logo can help reinforce its brand. Signs are also used to convey information about the business.



KPI BOARDS

Do you have targets, KPIs, and milestones to track? Signsmart can create custom whiteboards to help you measure, track, and importantly, discuss your performance. Our designers can include graphs, charts and tables, each labelled with the metrics and KPIs that matter to your business



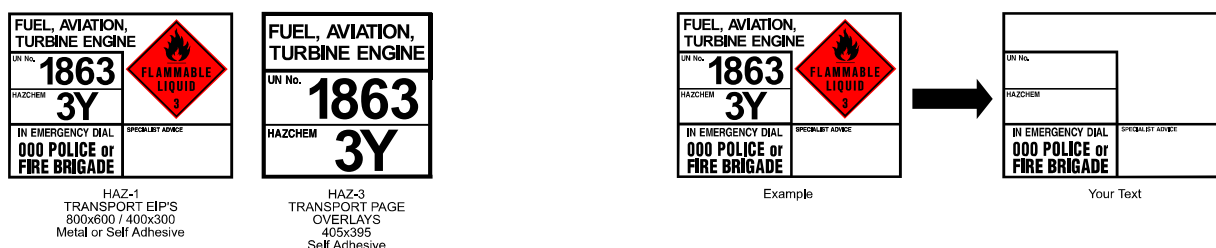
HAZCHEM

Emergency information panels are used to identify hazardous substances and advise of specialist advice or courses of action in case of emergency. There are two types of Hazchem signage, designed for either storage or transport purposes.

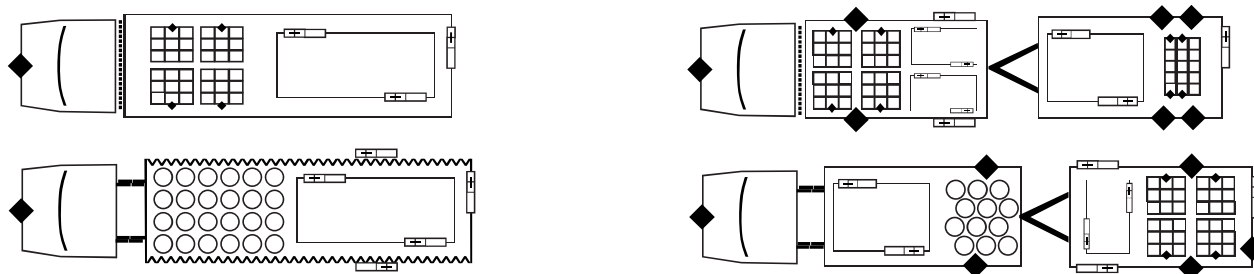
Each emergency information panel includes the substance's name, dangerous goods diamond symbol, UN number and HAZCHEM reference. Transport panels also include emergency and specialist advice information.

TRANSPORT

For custom transport EIP's, you can specify your required information on our blank template. Include Chemical Name, UN number, Hazchem code, Class diamond and specialist advice. EIP sizes - 800x600 / 400x300 Transport size overlays - 405x395. We also stock EIP and Class Diamond holders for transport

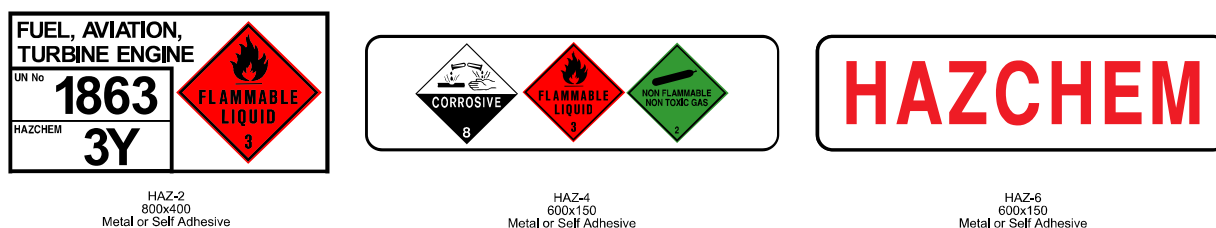


Examples of transport HAZCHEM signage requirements



Also see our transport signs on Page 15

STORAGE



Specify your required information on our blank templates. Include Chemical Name, UN number, Hazchem code, and Class diamond. Storage EIP size - 800x400 Storage Haz size - 600x150

HAZCHEM

CLASS DIAMONDS

Dangerous goods diamond signs are hazard signs used for areas where dangerous goods are transported or may be stored.

Like the name suggests, class diamonds are a type of dangerous goods label that's used in the transport of dangerous and hazardous goods to classify the substance.

Class diamonds are mandatory in the transport of dangerous goods. In many cases, they can be used individually as a standalone sign, or as part of a transport emergency information panel (EIP) alongside other relevant information.

Standard Sizes Available :

270x270 - Metal
250x250 - Self Adhesive
Custom sizes upon request

Class Diamond Label Rolls:

100x100 - (rolls of 500)
50x50 - (rolls of 500)



HCL-1



HCL-2.1



HCL-2.2



HCL-2.3



HCL-3



HCL-4.1



HCL-4.2



HCL-4.3



HCL-5.1



HCL-5.2



HCL-6



HCL-8



HCL-9



HCL-10



GEHS



QLQ-Y



QLQ



DGLB-9



C1
COMBUSTIBLE
LIQUID



NON
HAZARDOUS
WASTE
PRODUCT
30 XY

Also see our safety signage, to use in conjunction with Hazchem signs, on Page 10 of this Product guide



OTHER LABELS

QA LABELS

ACCEPT

DESCRIPTION _____

P/N _____

QTY. APPROVED _____ INSPECTOR _____

DATE _____

QAL-1
ACCEPT LABELS
90x70 mm Rolls of 1000

REJECT

DESCRIPTION _____

P/N _____

QTY. REJECT _____ QUALITY PROBLEM REPORT No. _____

DATE _____ INSPECTOR _____

QAL-2
REJECT LABELS
90x70 mm Rolls of 1000

REWORK

DESCRIPTION _____

ACTION REQUIRED _____

P/N _____

DATE _____ SIGN _____

QAL-3
REWORK LABELS
90x70 mm Rolls of 1000

QUARANTINE

REASON _____

DATE _____

QUALITY PROBLEM REPORT No. _____ INSPECTOR _____

QAL-4
QUARANTINE LABELS
90x70 mm Rolls of 1000

HOLD

REMARKS _____

ACTION REQUIRED _____


DATE _____ SIGN _____

QAL-5 90x70 mm
HOLD LABELS
90x70 mm Rolls of 1000


PACKING AND TRANSPORT LABELS



QLB-1
LITHIUM BATTERY
MARK
120x110 mm
100x100 mm
100x70 mm



QT&TS
TIME AND TEMP
SENSITIVE
100x100 mm




QE-Q
EXCEPTED
QUANTITIES
100x100 mm



QCAO
CARGO AIRCRAFT
ONLY
120x110 mm



QMP
MIXED PALLET
LABEL
190x90 mm



QDA
ORIENTATION
ARROWS
75x105 mm



QTLO
TOP LOADING
ONLY LABEL
150x125 mm



QFHWG
FRAGILE HANDLE WITH
CARE
150x40 mm



QTWUI
THIS WAY UP
LABEL
150x40 mm

SAFETY SIGNS

CAUTION SIGNS

Caution signs are used in areas where potential injury or equipment damage is possible, or to caution against unsafe practices. Caution signs should only be used if there is a risk of personal injury.

The heading "CAUTION" is written in black letters on a yellow background. The message and safety symbols in the body of the sign are printed in black.

Examples of different types of Caution Signs include:



STANDARD SIZES:

450x600
300x450
225x300

Custom sizes, backings
and designs available
based on your requirements

For more examples of caution signs or to discuss your custom needs, call (03) 96873050 or visit www.signsmart.com.au

MANDATORY SIGNS

Mandatory safety signs are used to show actions or behaviours that are to be implemented within a workplace or area of public access to comply with relevant health and safety regulations. Consider them the 'must do' of safety signs.

Mandatory signs are recognisable by a white pictogram surrounded by a blue background. These signs are to inform employees and visitors that actions must be taken to remain safe, this can include the need to utilise Personal Protective Equipment (PPE) or taking precautions to keep you safe in a potentially dangerous environment. They should be mounted in easily visible places for all to see clearly.

Examples of different types of Mandatory Signs include:



STANDARD SIZES:

450x600
300x450
225x300

Custom sizes, backings
and designs available
based on your requirements

For our full range of mandatory signs visit www.signsmart.com.au or call (03) 96873050 to discuss custom signage

SAFETY SIGNS

PROHIBITION SIGNS

Prohibition signs indicate that an action or activity is not permitted. It is a sign prohibiting behaviour likely to increase or cause danger. Its designated symbolic shape is a red circle with a diagonal red slash through it. This is usually superimposed over a black pictograph, for example a cigarette, to indicate what specific activity is referred to.

Prohibition signs are a crucial component to maintaining safe practice and order in the workplace, whilst also helping to adhere to health, safety, and sign regulations.

Examples of different types of Prohibition Signs may include:



STANDARD SIZES:

450x600
300x450
225x300

Custom sizes, backings
and designs available
based on your requirements

For our full range of prohibition signs visit www.signsmart.com.au or call (03) 96873050 to discuss custom signage

EMERGENCY INFORMATION SIGNS

An emergency sign is a safety sign indicating the nearest location of or directions to emergency related facilities for example "Exit Signs", or "First Aid". An emergency sign instructs and gives instructions to keep everyone safe in both the workplace and public areas.

Emergency Information Signs shall comprise a white symbol or words (or both) on a green rectangular sign.

Emergency signs not only instruct behaviours, but also guide people to areas of safety. Emergency signs are considered the safety-first signs, they are vital within workplaces and areas with public access to comply with health and safety regulations.

Examples of different types of Emergency Signs may include:



STANDARD SIZES:

450x600
300x450
225x300

Custom sizes, backings
and designs available
based on your requirements

SAFETY SIGNS

DANGER SIGNS

Danger signs are signs warning of a particular hazard or hazardous condition which, if not avoided, is likely to result in death or serious injury.

Danger signs should be limited to the most extreme situations and signify that special precautions are necessary.

Danger Signs are crucial in any work environment. The primary importance of displaying danger signs is to prevent injury and ensure staff and visitors are well aware of the possible dangers and hazards ahead in certain situations and/or environments.

Examples of different types of Danger Signs may include:



STANDARD SIZES:

450x600
300x450
225x300

Custom sizes, backings
and designs available
based on your requirements

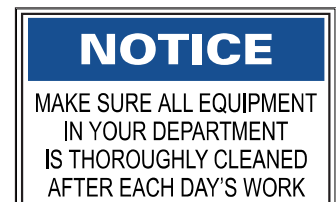

*For more examples of danger signs or to discuss
your custom needs, call (03) 96873050
or visit www.signsmart.com.au*

NOTICE SIGNS

Notice signs and stickers communicate general information to both staff and visitors and often refer to housekeeping, company practices and general logistics.

Notice signs indicate information considered important but not necessarily hazard related. They are commonly used for security messages, maintenance and cleaning guidelines, way finding information (employee entrance, directions to shipping department, etc.)

Examples of different types of Notice Signs may include:



*For our full range of notice signs visit www.signsmart.com.au or call
(03) 96873050 to discuss custom signage*

FIRE SERVICES

Fire signs are designed to show location of fire-fighting equipment including extinguishers, hose reels and alarms.

The importance of fire signs cannot be underestimated. It helps people to escape during an emergency incident. The signs also keep indicating the directions to take until you are in safety. In case you are in an unfamiliar your environment, these signs are very important in guiding you away from harm




We also do a full range of vinyl text only fire door signs based on your specific needs

The Photoluminescent Fire Exit Signs are to be mounted above a fire exit door where the escape route is indicated on the sign. These signs are ideal to use to show clear instructions where the fire exit is which can also be read in total darkness as it is photoluminescent and glows in the dark

Viewing Distances

Maximum Exit Sign Viewing Distance Categories	
Exit Sign (mm)	Maximum Viewing Distance (m)
250 x 125	16
350 x 175	24
450 x 225	32
550 x 275	40

The height of any pictorial element on an exit sign shall be determined by the maximum viewing distance.



SECURITY

SECURITY

Security Warning Signs and Security Notice Signs serve as constant reminders of your property or facility's security presence. These security signs are deterrents for theft and intrusion and give you the comfort of having your property security system posted for all to see.

Maintaining order and enforcing proper security signs and procedures leads to loss prevention and a securer environment. Posting proper Security Signs is a constant reminder that your property or facility is being monitored and has rules to prevent incidents with unidentified visitors or even intruders.



BIO-SECURITY AND QUARANTINE

Ingress and egress points and areas where goods subject to biosecurity control are stored, handled, treated or inspected must display a biosecurity sign. Signs must be made on a yellow background, with black lettering, and secured on gates and/or doors and visible at all times.

Note: Where new signs are being produced, they should use biosecurity not quarantine.

Signs on external structures must be: a minimum of 600mm x 400mm in size.
Signs within structures must be a minimum of 295mm x 210mm in size.



TRAFFIC SIGNS



RTL-1
450x600



RTR-1
450x600



RT-2
450x600



RT-3
450x600



RT-4
450x600



RT-7
600x450



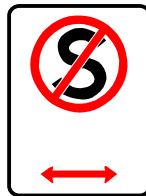
RT-5
450x600



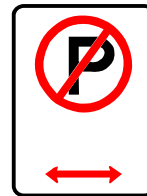
RTAL-6
450x600



RTAR-6
450x600



RT-8
225x300



RT-9
225x300



RTLA-1
900x300



RTRA-2
900x300



RT-14
600x600



RT-15
600 Dia



RT-16
750x750



RT-17
600x600



RT-18
600x600



RT-19
600x600



RSL-1
450x600



RSL-2
450x600




RSL-3
450x600



RSL-4
450x600



RSL-5
450x600



RSLB
450x600



RT-20
300x450



RT-21
300x450



RYS-11
600x450



RYS-12
600x450



RYS-1
450x300



RYS-2
450x300



RYS-3
450x300



RYS-4
450x300



RYS-7
600x150



RYS-8
600x150



WS-17
600x150



RYS-9
600x150

FACTORY SIGNS

**QUARANTINE
AREA**

WS-1
600x300

**NO
ACCESS**

WS-2
450x300

**PRIVATE
PROPERTY
NO TRESPASSING**

WS-3
450x300

**INWARD
GOODS**

WS-4
450x300

**OUTWARD
GOODS**

WS-5
450x300

**ALL VISITORS
REPORT TO RECEPTION**

WS-19
450x200

OFFICE

WS-9
600x150

STAFF ONLY

WS-10
600x150

ENQUIRIES

WS-11
600x150

VISITOR PARKING

WS-12
600x150

RECEPTION

WS-13
600x150

WAITING ROOM

WS-14
600x150

RECEIVING

WS-15
600x150

DESPATCH

WS-16
600x150

RESERVED

WS-17
600x150

**WARNING
RESTRICTED AREA
AUTHORISED
PERSONNEL ONLY**

WS-20
450x300

**AUTHORISED
PERSONNEL
ONLY**

WS-21
450x300

**COMPANY
VEHICLES
ONLY**

WS-22
450x300



DIS-1
200x200
Metal or S/A



MALE TOILET

MT-1
225x300
Metal or S/A




FEMALE TOILET

FT-1
225x300
Metal or S/A



GENTLEMEN

MT-2
120x140
Metal or S/A



LADIES

FT-2
120x140
Metal or S/A



WS-23
225x300
Metal or S/A



CUSTOM SIZES
AVAILABLE
225x300
Metal or S/A



TL
300x100



MTL
300x100



DTL
300x100



FTL
300x100

**NO HAWKERS
OR
CANVASSERS**
REPRESENTATIVES
BY APPOINTMENT ONLY

WS-6
240x140

**NO MONEY
OR DRUGS
OF ADDICTION
KEPT ON PREMISES**

WS-7
240x140


**NO
MONEY
KEPT
ON PREMISES**

WS-8
240x140


TRANSPORT SIGNS

It is a regulatory requirement that marking plates be placed on the rear of certain motor vehicles and trailers in order to improve their visibility and to provide the *DO NOT OVERTAKE TURNING VEHICLE* warning to other motorists.

The types of vehicles on which rear marking plates must or may be placed is determined by their Gross Vehicle Mass (GVM) or Gross Trailer Mass (GTM).



33A
300x300
Reflective
Metal or S/A



33B
300x300
Reflective
Metal or S/A



34A
300x400
Reflective
Metal or S/A



34B
300x400
Reflective
Metal or S/A



615A
600x150
Reflective
Metal or S/A



615B
600x150
Reflective
Metal or S/A



ZEL 1
900x200
Reflective
Metal or S/A



ZER 1
900x200
Reflective
Metal or S/A



31L
300x100
Reflective
Metal or S/A



33L
300x300
Reflective
Metal or S/A



LV-1
1200x300
Reflective
Metal or S/A



FTV
760x150
S/A



DNO-1
1670x75
Reflective
S/A



DUI-1
600x250
Metal



OS-2
1200x450
Reflective
Alum or Metal



FSO
600x2000
SAV



CC 4.3
440x440
S/A



9.6H
130x130
S/A



OWD
200x200
S/A

*We also do service stickers
customised to your needs.*

CUSTOMER'S NAME HERE										
MONTH SERVICED	1	2	3	4	5	6	7	8	9	10
	11	12	13	14	15	16	17	18	19	20
	21	22	23	24	25	26	27	28	29	30
	KN									
	WORKSHOP									

Served By Customer's Name Here	
WASHED	
INSPECTED	
SURVEYED	
REPAIRED	
LEAK CHECK	
PREDelivery	
Q.C.-DATE OUT	

DATE SERVICED

1	2	3	4	5	6	7	8	9	10	11
12	13	14	15	16	17	18	19	20	21	22
23	24	25								

RECORDS

MONTH	A	B
JAN		
FEB		
MAR		
APR		
MAY		
JUN		
JUL		
AUG		
SEP		
OCT		
NOV		

5

MONTH SERVICED

1	2	3	4	5	6	7	8	9	10	11	12
13	14	15	16	17	18	19	20	21	22	23	24
25	26	27	28	29	30	31					

TERMINAL SERVICED

A	B	C	D	E	F	G	H	I	J	K	L	M	N	O	P	Q	R	S	T	U	V	W	X	Y	Z
---	---	---	---	---	---	---	---	---	---	---	---	---	---	---	---	---	---	---	---	---	---	---	---	---	---

CONTAINER DECALS

Operational markings are mostly found on the doors of the containers, but the container number and the size and type codes are also displayed on both sides for crane operators, transporters, authorities and forklift operators.



These mandatory operational markings on containers give all the necessary information needed for the movement of containers. These also include visual warnings.

A container number is a unique alpha-numeric combination of seven numbers and four letters used for identifying containers internationally. Container numbers provide valuable information about the cargo, transportation, ownership, and condition of the shipping container.

Gross weight indicates the maximum weight of a loaded container, while tare weight indicates the weight of the empty container. Net weight, also called payload, the net weight is gross weight minus tare weight. It's the maximum weight that can be loaded in the container.

Maximum cargo volume: This marking is labelled as CU. CAP, which stands for 'cubic capacity'. It indicates the maximum volume of cargo that can be loaded in the container. It's provided because cargo is usually measured in volume before it's measured in weight.

Height marks for containers: Containers higher than 2.6m or 8ft 6 inches have a height warning. Height marks are displayed in two places on the container. One, on the top edge of each side and the other below the identification number of the container.



MAX GROSS 40,000 KGS
TARE 88,180 LBS
PAYLOAD 7,150 KGS
CUB.CAP. 15,760 LBS
32,850 KGS
72,420 LBS
85.4 CUM
3.016 CUFT

MGW	TARE WT	PAY LOAD	CUBE
32000	8000	24000	91.6
KGS	KGS	KGS	CUM

MGW	TARE WT	PAY LOAD	CUBE
32000	8000	24000	91.6
KGS	KGS	KGS	CUM

Call us on (03) 96873050
to discuss your custom
container labelling
requirements



PIPELINE MARKERS

Pipe markers aid in the quick identification of a pipes contents especially in an emergency situation. A pipe identification program helps employees, contractors and emergency respondents to distinguish between pipes where there are several side by side.

STANDARD SIZES:

Small - 380x20

Medium - 420x30

Large - 500x60

*Custom Sizes upon request
Just call (03) 9687 3050
to discuss your requirements*



Green - Water.

Applications: Drinking water, Waste water, Cooling water (including seawater), Heating water, Storm water, Hydraulic power supply, Recycled water.
Exclusions: Sewage, and other dangerously polluted waste water



Silver-grey - Steam.

Applications: Live steam, Process steam, Exhaust steam, Space heating steam



Brown - Oils, flammable and combustible liquids.

Applications: Fuel and lubricating oils, Animal and vegetable oils for food processing, Petrol, Diesel and other light fraction fuels, Other flammable or combustible liquid substances.
Exclusions: Liquefied gases under pressure



Yellow-ochre - Gases

Applications: Fuel gases, Process gases, Liquefied gases under pressure, Pneumatic transport of particulate solids, Exhaust gases and fumes, Medical gas.
Exclusions: Air, Highly acid or alkaline gases



Violet - Acids and alkalis

Applications: All corrosive liquids and gases



Light Blue - Air

Applications: Compressed air, Instrument air, Vacuum, Ventilation,



Black - Miscellaneous.

Applications: Chemical mixtures in water or organic solvent, Liquid foodstuffs, Sewage, Organic waste, Chemical and process wastes.
Exclusions: Corrosive materials, Flammable or combustible material



Red - Fire services

Applications: Dedicated water, foam, other fire extinguishing supply lines.
Exclusions: Electrical supply, Communication circuits



Orange - Electric power.

Applications: Electricity supply circuits.
Exclusions: Extra-low voltage circuits

OTHER SERVICES

DIGITAL PRINTING

For more detailed artwork and high resolution pictures. All digital printing is printed on a permanent block out, high gloss laminate finish.

Some advantages of digital printing are:

Faster turnaround rates. With no plates or make-readies, production time is reduced. ...

Easy customisation with design. ...

Higher quality results. ...

Exceptional colour accuracy. ...

BANNERS

Custom made banners based on your size, colour and message requirements. Corporate logos can easily be incorporated into design. All banners come with eyelets for ease of installation.

We can also supply mesh banners for temporary fencing displays



WINDOW / TEXT ONLY LETTERING


Text only decals and lettering are supplied pre adhered to application tape, for ease of installation. Uses include retail windows, fire and electrical services, racking locations and company logos.

We can produce and supply vinyl cut lettering and logos from quality vinyl in any typeface or design, from an extensive range of colours.

A FRAMES AND SWING STANDS

Convenient, portable and lightweight, perfect for roadside signage or when a portable sign is required. Standard sizes 600x600 swing stand, 450x600 A frame, 600x600 A frame.





Proudly Australian

**120 WHITEHALL ST
FOOTSCRAY VIC 3011**

 **(03) 9687 3050**

 **info@signsmart.com.au**

 **signsmart.com.au**

